

THERMORY[®]
LEAVE A LASTING IMPACT


Product
Options



Benchmark Ash Decking & Cladding
Design: Sanders Architecture. Photo: Ryann Ford
Pemberton Heights Residence. Austin, Texas.



DECKING



Smooth Finish



JEM Joints



Easy Installation



No Hot Feet



Low Maintenance

SPECIES:

White Ash
Red Oak
Scots Pine
Spruce






USE:

Interior
Exterior



BENCHMARK ASH
by THERMORY®

Decking

PRODUCT	SPECIES	DIMENSIONS	COVERAGE	LENGTHS	MODIFICATION STRENGTH	TEXTURE	INSTALLATION
 1 X 4 ASH DECKING - GROOVED (JEM)	White Ash	.79" x 3.7"	3.7"	3' - 12'	Intense	Smooth	T4 Clip
 1 X 4 ASH DECKING - NO GROOVE (JEM)	White Ash	.79" x 3.7"	3.7"	3' - 12'	Intense	Smooth	40mm FG Screws — Pro Plug System
 1 X 6 ASH STANDARD DECKING - GROOVED (JEM)	White Ash	.79" x 5.2"	5.2"	3' - 12'	Intense	Smooth	T6 Clip
 1 X 6 ASH STANDARD DECKING - NO GROOVE (JEM)	White Ash	.79" x 5.2"	5.2"	3' - 12'	Intense	Smooth	40mm FG Screws — Pro Plug System
 *SPECIAL ORDER* 1 X 6 ASH MAX DECKING - GROOVED (JEM)	White Ash	.79" x 5.9"	5.9"	3' - 12'	Intense	Smooth	T6 Clip



BENCHMARK ASH
by THERMORY®

Decking



PRODUCT	SPECIES	DIMENSIONS	COVERAGE	LENGTHS	MODIFICATION STRENGTH	TEXTURE	INSTALLATION
SPECIAL ORDER 1 X 6 ASH MAX DECKING - NO GROOVE (JEM)	White Ash	.79" x 5.9"	5.9"	3' - 12'	Intense	Smooth	40mm FG Screws — Pro Plug System
5/4 X 4 ASH DECKING - GROOVED (JEM)	White Ash	1.02" x 3.5"	3.5"	3' - 12'	Intense	Smooth	T4 Clip
5/4 X 4 ASH DECKING - NO GROOVE (JEM)	White Ash	1.02" x 3.5"	3.5"	3' - 12'	Intense	Smooth	60mm FG Screws — Pro Plug System
5/4 X 5 ASH DECKING - GROOVED (JEM)	White Ash	1.02" x 4.5"	4.5"	3' - 12'	Intense	Smooth	T6 Clip
5/4 X 5 ASH DECKING - NO GROOVE (JEM)	White Ash	1.02" x 4.5"	4.5"	3' - 12'	Intense	Smooth	60mm FG Screws — Pro Plug System
5/4 X 6 ASH STANDARD DECKING - GROOVED (JEM)	White Ash	1.02" x 5.1"	5.1"	3' - 12'	Intense	Smooth	T6 Clip
5/4 X 6 ASH STANDARD DECKING - NO GROOVE (JEM)	White Ash	1.02" x 5.1"	5.1"	3' - 12'	Intense	Smooth	60mm FG Screws — Pro Plug System
5/4 X 6 ASH MAX DECKING - GROOVED (JEM)	White Ash	1.02" x 5.7"	5.7"	3' - 12'	Intense	Smooth	T6 Clip
5/4 X 6 ASH MAX DECKING - NO GROOVE (JEM)	White Ash	1.02" x 5.7"	5.7"	3' - 12'	Intense	Smooth	60mm FG Screws — Pro Plug System



BENCHMARK ASH

by THERMORY®

Decking





PRODUCT	SPECIES	DIMENSIONS	COVERAGE	LENGTHS	MODIFICATION STRENGTH	TEXTURE	INSTALLATION
 ASH DECKING - HERRINGBONE MAIN MODULE	White Ash	1.1" x 31.9" x 36.3"	N/A	N/A	Intense	Smooth	Screws Included in Package
 ASH DECKING - HERRINGBONE START & END MODULE	White Ash	1.1" x 31.9" x 15.6"	N/A	N/A	Intense	Smooth	Screws Included in Package



BENCHMARK OAK

by THERMORY®

Decking

PRODUCT	SPECIES	DIMENSIONS	COVERAGE	LENGTHS	MODIFICATION STRENGTH	TEXTURE	INSTALLATION
 5/4 X 6 OAK STANDARD DECKING - GROOVED (JEM)	Red Oak	1.02" x 5.1"	5.1"	3' - 12'	Intense	Smooth	T6 Clip
 5/4 X 6 OAK STANDARD DECKING - NO GROOVE (JEM)	Red Oak	1.02" x 5.1"	5.1"	3' - 12'	Intense	Smooth	60mm FG Screws — Pro Plug System
 5/4 X 6 OAK MAX DECKING - GROOVED (JEM)	Red Oak	1.02" x 5.7"	5.7"	3' - 12'	Intense	Smooth	T6 Clip
 5/4 X 6 OAK MAX DECKING - NO GROOVE (JEM)	Red Oak	1.02" x 5.7"	5.7"	3' - 12'	Intense	Smooth	60mm FG Screws — Pro Plug System





Benchmark Oak Decking



BENCHMARK PINE

by THERMORY®



Decking

PRODUCT	SPECIES	DIMENSIONS	COVERAGE	LENGTHS	MODIFICATION STRENGTH	TEXTURE	INSTALLATION
 5/4 X 6 PINE DECKING - GROOVED	Scots Pine	1.02" x 5.5"	5.5"	8' - 16'	Intense	Smooth	PC Clip
 5/4 X 6 PINE DECKING - NO GROOVE	Scots Pine	1.02" x 5.5"	5.5"	8' - 16'	Intense	Smooth	60mm FG Screws — Pro Plug System

KODIAK

by THERMORY®

Decking

PRODUCT	SPECIES	DIMENSIONS	COVERAGE	LENGTHS	MODIFICATION STRENGTH	TEXTURE	INSTALLATION
 5/4 X 8 SPRUCE DECKING - GROOVED	Spruce	1.02" x 7.3"	7.3"	8' - 16'	Intense	Brushed, Rough	PC Clip
 5/4 X 8 SPRUCE DECKING - NO GROOVE	Spruce	1.02" x 7.3"	7.3"	8' - 16'	Intense	Brushed, Rough	60mm FG Screws — Pro Plug System



Kodiak Spruce Decking

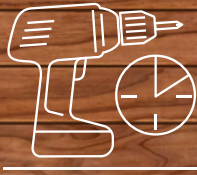
CLADDING



Dimensionally Stable



JEM Joints



Easy Installation



Sustainable



Low Maintenance



SPECIES:

USE:

White Ash
Red Oak
Scots Pine
Radiata Pine
Spruce

Interior
Exterior



BENCHMARK ASH
by THERMORY®

Cladding

PRODUCT	SPECIES	DIMENSIONS	COVERAGE	LENGTHS	MODIFICATION STRENGTH	TEXTURE	INSTALLATION
1 X 4 ASH CLADDING - T/G (JEM)	White Ash	.79" x 3.7"	3.5"	3' - 12'	Intense	Smooth	60mm FG Screws
1 X 5 ASH CLADDING - T/G (JEM)	White Ash	.79" x 4.4"	4.2"	3' - 12'	Intense	Smooth	60mm FG Screws
1 X 6 ASH CLADDING - C20 (JEM)	White Ash	.79" x 5.9"	5.6"	3' - 12'	Intense	Smooth	60mm FG Screws
1 X 6 ASH CLADDING - T/G (JEM)	White Ash	.79" x 6.1"	5.9"	3' - 12'	Intense	Smooth	60mm FG Screws
1 X 6 ASH CLADDING - PACS C23J (JEM)	White Ash	.79" x 5.9"	5.6"	3' - 12'	Intense	Smooth	PaCS Furring Strips
1 X 8 ASH CLADDING - C4 (JEM)	White Ash	.79" x 7.5"	7.5"	3' - 12'	Intense	Smooth	60mm FG Screws



BENCHMARK ASH

by THERMORY®

Cladding

PRODUCT	SPECIES	DIMENSIONS	COVERAGE	LENGTHS	MODIFICATION STRENGTH	TEXTURE	INSTALLATION
5/4 x 4 ASH CLADDING - C72 (JEM)	White Ash	1.02" x 3.6"	3.2"	3' - 12'	Intense	Smooth	60mm FG Screws



BENCHMARK OAK

by THERMORY®

Cladding

PRODUCT	SPECIES	DIMENSIONS	COVERAGE	LENGTHS	MODIFICATION STRENGTH	TEXTURE	INSTALLATION
1 X 6 RED OAK CLADDING - STANDARD C57 (JEM)	Red Oak	.79" x 5.2"	4.9"	3' - 12'	Intense	Smooth	60mm FG Screws
1 X 6 RED OAK CLADDING - MAX C57 (JEM)	Red Oak	.79" x 5.9"	5.6"	3' - 12'	Intense	Smooth	60mm FG Screws



BENCHMARK CLEAR PINE

by THERMORY®

Cladding

PRODUCT	SPECIES	DIMENSIONS	COVERAGE	LENGTHS	MODIFICATION STRENGTH	TEXTURE	INSTALLATION
1 X 3 CLEAR PINE CLADDING - PACS C7J (JEM)	Radiata Pine	.79" x 2.6"	2.8"	8' - 10'	Intense	Smooth	PaCS Aluminum Start Rail
1 X 6 CLEAR PINE CLADDING - C4 (JEM)	Radiata Pine	.79" x 5.4"	5.4"	8' - 16'	Intense	Smooth	60mm FG Screws
1 X 6 CLEAR PINE CLADDING - C19 (JEM) BRUSHED	Radiata Pine	.79" x 5.4"	5.2"	8' - 16'	Intense	Brushed	60mm FG Screws
1 X 6 CLEAR PINE CLADDING - C19 (JEM) SMOOTH	Radiata Pine	.79" x 5.4"	5.2"	8' - 16'	Intense	Smooth	60mm FG Screws



BENCHMARK CLEAR PINE

by THERMORY®

Cladding

PRODUCT	SPECIES	DIMENSIONS	COVERAGE	LENGTHS	MODIFICATION STRENGTH	TEXTURE	INSTALLATION
1 X 6 CLEAR PINE CLADDING - C87 V-GROOVE (JEM)	Radiata Pine	.79" x 5.4"	5.0"	8' - 16'	Intense	Smooth	60mm FG Screws
SPECIAL ORDER 1 X 6 CLEAR PINE CLADDING - CAR3G (JEM)	Radiata Pine	.79" x 5.4"	4.8"	8' - 16'	Intense	Smooth	60mm FG Screws
1 X 6 CLEAR PINE CLADDING - CAR3G STRIPES	Radiata Pine	.75" x 5.4"	4.8"	8' - 16'	Intense	Smooth	60mm FG Screws



BENCHMARK PINE

by THERMORY®

Cladding

PRODUCT	SPECIES	DIMENSIONS	COVERAGE	LENGTHS	MODIFICATION STRENGTH	TEXTURE	INSTALLATION
1 X 6 PINE CLADDING - C19 (JEM) REVERSIBLE	Scots Pine	.79" x 5.5"	5.2"	8' - 16'	Intense	Smooth, Rough	60mm FG Screws
1 X 6 PINE CLADDING - C87 V-GROOVE (JEM)	Scots Pine	.79" x 5.4"	5.0"	8' - 16'	Intense	Smooth	60mm FG Screws
SPECIAL ORDER 1 X 4 PINE CLADDING - C34 (JEM) MIX & MATCH	Scots Pine	.79" x 3.5"	2.8"	8' - 16'	Intense	Smooth	60mm FG Screws
SPECIAL ORDER 1 X 6 PINE CLADDING - C34 (JEM) MIX & MATCH	Scots Pine	.79" x 5.5"	4.8"	8' - 16'	Intense	Smooth	60mm FG Screws
SPECIAL ORDER 2 X 3 PINE CLADDING - C34 (JEM) MIX & MATCH	Scots Pine	1.6" x 2.6"	1.9"	8' - 16'	Intense	Smooth	60mm FG Screws
SPECIAL ORDER 5/4 X 5 PINE CLADDING - C34 (JEM) MIX & MATCH	Scots Pine	1.02" x 4.5"	3.8"	8' - 16'	Intense	Smooth	60mm FG Screws



Benchmark Pine & Clear Pine Cladding, 1x6 C19
Design: Ferguson Architecture, Photo: YE-H Photography
7 Seas Brewing, Gig Harbor, Washington.



BENCHMARK PINE

by THERMORY®



Cladding

PRODUCT	SPECIES	DIMENSIONS	COVERAGE	LENGTHS	MODIFICATION STRENGTH	TEXTURE	INSTALLATION
 *SPECIAL ORDER* 1 X 4 PINE CLADDING - C34 MIX & MATCH STRIPES	Scots Pine	.75" x 3.5"	2.5"	8' - 16'	Intense	Smooth	60mm FG Screws
 *SPECIAL ORDER* 1 X 4 PINE CLADDING - C34 MIX & MATCH STRIPES	Scots Pine	.75" x 3.5"	2.5"	8' - 16'	Intense	Brushed	60mm FG Screws
 *SPECIAL ORDER* 1 X 6 PINE CLADDING - C34 MIX & MATCH STRIPES	Scots Pine	.75" x 5.5"	4.5"	8' - 16'	Intense	Smooth	60mm FG Screws
 *SPECIAL ORDER* 1 X 6 PINE CLADDING - C34 MIX & MATCH STRIPES	Scots Pine	.75" x 5.5"	4.5"	8' - 16'	Intense	Brushed	60mm FG Screws
 *SPECIAL ORDER* 2 X 3 PINE CLADDING - C34 MIX & MATCH STRIPES	Scots Pine	1.61" x 2.6"	1.6"	8' - 16'	Intense	Smooth	60mm FG Screws
 *SPECIAL ORDER* 2 X 3 PINE CLADDING - C34 MIX & MATCH STRIPES	Scots Pine	1.61" x 2.6"	1.6"	8' - 16'	Intense	Brushed	60mm FG Screws
 *SPECIAL ORDER* 5/4 X 5 PINE CLADDING - C34 MIX & MATCH STRIPES	Scots Pine	.98" x 4.5"	3.5"	8' - 16'	Intense	Smooth	60mm FG Screws
 *SPECIAL ORDER* 5/4 X 5 PINE CLADDING - C34 MIX & MATCH STRIPES	Scots Pine	.98" x 4.5"	3.5"	8' - 16'	Intense	Brushed	60mm FG Screws
 *SPECIAL ORDER* 5/4 X 6 PINE CLADDING - C8G STRIPES	Scots Pine	.98" x 5.5"	4.7"	8' - 16'	Intense	Smooth	60mm FG Screws

IGNITE

by THERMORY®




Cladding

PRODUCT	SPECIES	DIMENSIONS	COVERAGE	LENGTHS	MODIFICATION STRENGTH	TEXTURE	INSTALLATION
 1 X 6 SPRUCE CLADDING - GROOVED C24 (JEM) DRAGON SCALE	Spruce	.79" x 5.5"	5.2"	8' - 16'	Intense	Embossed	60mm FG Screws (black finish available)
 1 X 6 SPRUCE CLADDING - GROOVED C24 (JEM) BRUSHED	Spruce	.79" x 5.5"	5.2"	8' - 16'	Intense	Brushed	60mm FG Screws (black finish available)

KODIAK































by THERMORY®

Cladding

PRODUCT	SPECIES	DIMENSIONS	COVERAGE	LENGTHS	MODIFICATION STRENGTH	TEXTURE	INSTALLATION
 1 X 8 SPRUCE CLADDING - C15 (JEM)	Spruce	.79" x 7.3"	6.9"	8' - 16'	Intense	Brushed	60mm FG Screws
 5/4 X 7 SPRUCE CLADDING - GROOVED C75 (JEM)	Spruce	1.02" x 6.3"	5.9"	8' - 16'	Intense	Smooth	60mm FG Screws
 *SPECIAL ORDER* 1 X 8 SPRUCE CLADDING - C15 (JEM) DUNE	Spruce	.79" x 7.3"	6.9"	8' - 16'	Intense	Embossed	60mm FG Screws


Ignite Spruce
Photo: Elvo Jakobson
Radisson Hotel Restaurant, Tallinn, Estonia



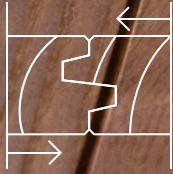
PRODUCT	ASH	OAK	CLEAR PINE	PINE	SPRUCE
VIVID SILVER					
VIVID BLACK					
VIVID WHITE OAK					
VIVID COASTAL WHITE					
VIVID EXOTIC BROWN					
VIVID GOLDEN BROWN					



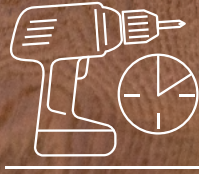
PORCH FLOORING



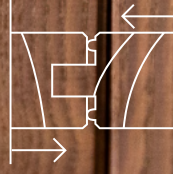
Smooth Finish



JEM Joints



Easy Installation



Expansion Beads



Low Maintenance

SPECIES:


White Ash

USE:

Exterior



Porch Flooring

PRODUCT	SPECIES	DIMENSIONS	COVERAGE	LENGTHS	MODIFICATION STRENGTH	TEXTURE	INSTALLATION
 <p>1 X 4 ASH PORCH FLOORING - T/G (JEM)</p>	White Ash	.79" x 3.7"	3.5"	3' - 12'	Intense	Smooth	60mm FG Screws

Benchmark Ash Porch Flooring



TRIM

SPECIES:

USE:






White Ash
 Red Oak
 Scots Pine
 Radiata Pine
 Spruce

Interior
 Exterior

Benchmark Ash Trim
 Private Home, Washington


Trim

PRODUCT

	<p>ASH TRIM</p>	<div style="display: flex; flex-wrap: wrap; gap: 10px;"> <div style="border: 1px solid black; padding: 5px; width: 150px; text-align: center;">2" x 6"</div> <div style="border: 1px solid black; padding: 5px; width: 100px; text-align: center;">2" x 4"</div> <div style="border: 1px solid black; padding: 5px; width: 150px; text-align: center;">5/4" x 4"</div> <div style="border: 1px solid black; padding: 5px; width: 150px; text-align: center;">5/4" x 5"</div> <div style="border: 1px solid black; padding: 5px; width: 150px; text-align: center;">5/4" x 6" Standard</div> <div style="border: 1px solid black; padding: 5px; width: 150px; text-align: center;">5/4" x 6" Max</div> <div style="border: 1px solid black; padding: 5px; width: 100px; text-align: center;">1" x 4"</div> <div style="border: 1px solid black; padding: 5px; width: 100px; text-align: center;">1" x 5"</div> <div style="border: 1px solid black; padding: 5px; width: 150px; text-align: center;">1" x 6" Standard</div> <div style="border: 1px solid black; padding: 5px; width: 150px; text-align: center;">1" x 6" Max</div> <div style="border: 1px solid black; padding: 5px; width: 200px; text-align: center;">1" x 8"</div> </div>
	<p>RED OAK TRIM</p>	<div style="display: flex; flex-wrap: wrap; gap: 10px;"> <div style="border: 1px solid black; padding: 5px; width: 200px; text-align: center;">5/4" x 6" Standard</div> <div style="border: 1px solid black; padding: 5px; width: 150px; text-align: center;">5/4" x 6" Max</div> </div>
	<p>PINE TRIM</p>	<div style="display: flex; flex-wrap: wrap; gap: 10px;"> <div style="border: 1px solid black; padding: 5px; width: 150px; text-align: center;">2" x 6"</div> <div style="border: 1px solid black; padding: 5px; width: 100px; text-align: center;">2" x 4"</div> <div style="border: 1px solid black; padding: 5px; width: 200px; text-align: center;">5/4" x 6"</div> <div style="border: 1px solid black; padding: 5px; width: 150px; text-align: center;">1" x 6"</div> </div>
	<p>CLEAR PINE TRIM</p>	<div style="display: flex; flex-wrap: wrap; gap: 10px;"> <div style="border: 1px solid black; padding: 5px; width: 150px; text-align: center;">2" x 6"</div> <div style="border: 1px solid black; padding: 5px; width: 150px; text-align: center;">1" x 6"</div> <div style="border: 1px solid black; padding: 5px; width: 200px; text-align: center;">1" x 8"</div> </div>
	<p>KODIAK SPRUCE TRIM</p>	<div style="display: flex; flex-wrap: wrap; gap: 10px;"> <div style="border: 1px solid black; padding: 5px; width: 200px; text-align: center;">5/4" x 8"</div> <div style="border: 1px solid black; padding: 5px; width: 200px; text-align: center;">1" x 8"</div> </div>

*Special Order

INTERIOR PANELING



Smooth Finish



Sustainable



Easy Installation



Low Maintenance



Endless Combinations

SPECIES:

Alder
Aspen
Medium Alder
Medium Aspen
Medium Magnolia
Medium Spruce






USE:

Interior



INTERIOR

by THERMORY®









Wall Paneling


PRODUCT	SPECIES	DIMENSIONS	COVERAGE	LENGTHS	MODIFICATION STRENGTH	TEXTURE	INSTALLATION
 5/4 X 3 ALDER STEP	Alder	1.06" x 2.5"	2.2"	6' - 10'	None	Smooth	Staple
 1 X 5 ALDER STS4	Alder	.59" x 4.7"	4.4"	6' - 10'	None	Smooth	Staple
 1 X 5 ALDER STS4 BRUSHED	Alder	.59" x 4.7"	4.4"	6' - 10'	None	Brushed	Staple
 1 X 4 ALDER STS4	Alder	.59" x 3.5"	3.2"	6' - 10'	None	Brushed	Staple
 1 X 5 ASPEN STS4	Aspen	.59" x 4.7"	4.4"	6' - 10'	None	Smooth	Staple

PRODUCT	SPECIES	DIMENSIONS	COVERAGE	LENGTHS	MODIFICATION STRENGTH	TEXTURE	INSTALLATION
 1 X 5 ALDER STS4	Alder	.59" x 4.7"	4.4"	6' - 10'	Medium	Smooth	Staple
 5/4 X 3 ASPEN STEP	Aspen	1.06" x 2.5"	2.2"	6' - 10'	Medium	Smooth	Staple
 1 X 4 ASPEN STS4	Aspen	.59" x 3.5"	3.2"	6' - 10'	Medium	Smooth	Staple
 1 X 5 ASPEN STS4	Aspen	.59" x 4.7"	4.4"	6' - 10'	Medium	Smooth	Staple
 1 X 4 ASPEN KYTE	Aspen	.59" x 3.4"	3.1"	6' - 10'	Medium	Smooth	Staple
 1 X 4 ASPEN VIRE	Aspen	.59" x 3.5"	3.1"	6' - 10'	Medium	Smooth	Staple
 *SPECIAL ORDER* 1 X 4 ASPEN WAVE	Aspen	1.1" x 2.6"	2.2"	6' - 10'	Medium	Smooth	Staple
 *SPECIAL ORDER* 1 X 4 ASPEN STF TILES	Aspen	.59" x 3.2"	3.0"	11.50" or 22.75"	Medium	Smooth	Staple
 *SPECIAL ORDER* 1 X 4 ASPEN SRP	Aspen	.59" x 3.1"	2.8"	6' - 10'	Medium	Smooth	Staple
 1 X 6 MAGNOLIA STS10	Magnolia	.56" x 5.7"	5.4"	6' - 10'	Medium	Smooth	Staple

PRODUCT	SPECIES	DIMENSIONS	COVERAGE	LENGTHS	MODIFICATION STRENGTH	TEXTURE	INSTALLATION	
	1 X 7 MAGNOLIA STS10	Magnolia	.56" x 6.7"	6.4"	6' - 10'	Medium	Smooth	Staple
	1 X 4 SPRUCE STS4	Spruce	.59" x 3.5"	3.2"	6' - 10'	Medium	Smooth	Staple



PRODUCT	SPECIES	DIMENSIONS	COVERAGE	LENGTHS	MODIFICATION STRENGTH	TEXTURE	INSTALLATION
 1 X 4 ALDER SHP	Alder	.83" x 3.5"	3.5"	6' - 10'	None	Smooth	40mm FG Screws
 5/4 X 4 ALDER SHP	Alder	1.1" x 3.5"	3.5"	6' - 10'	None	Smooth	40mm FG Screws
 5/4 X 4 ASPEN SHP	Aspen	1.1" x 3.5"	3.5"	6' - 10'	None	Smooth	40mm FG Screws
 5/4 X 4 ALDER SHP	Alder	1.1" x 3.5"	3.5"	6' - 10'	Medium	Smooth	40mm FG Screws
 1 X 4 ASPEN SHP	Aspen	.83" x 3.5"	3.5"	6' - 10'	Medium	Smooth	40mm FG Screws
 5/4 X 4 ASPEN SHP	Aspen	1.1" x 3.5"	3.5"	6' - 10'	Medium	Smooth	40mm FG Screws
 5/4 X 8 MAGNOLIA SHP	Magnolia	1.1" x 7.3"	7.3"	6' - 10'	Medium	Smooth	40mm FG Screws
 5/4 X 4 SPRUCE SHP	Spruce	1.01" x 3.5"	3.5"	6' - 10'	Medium	Smooth	40mm FG Screws



HARDWARE

PRODUCT	NAME	TYPE	USE
	6" HIDDEN CLIP WITH SCREW (PC)	Plastic	Benchmark Pine/ Kodiak Decking
	6" HIDDEN CLIP WITH SCREW (T6)	Stainless Steel	6" Benchmark Ash Decking
	4" HIDDEN CLIP WITH SCREW (T4)	Stainless Steel	4" Benchmark Ash Decking
	STARBORN PRO PLUGS (WHITE ASH)	Thermory White Ash	Benchmark Ash Decking
	STARBORN PRO PLUGS (SCOTS PINE)	Thermory Scots Pine	Benchmark Pine/ Kodiak Decking
	STARBORN PRO PLUG TOOL	NA	Used with Starborn Pro Plugs
	4.0 X 60MM FG SOLIDA 1 SCREW	Stainless Steel/ Self Tapping	Decking Cladding Porch Flooring
	4.0 X 40MM FG SOLIDA 1 SCREW	Stainless Steel/ Self Tapping	.79" Thick Material & Decking ONLY
	3.2 X 60MM FG SOLIDA 1 SCREW	Stainless Steel/ Self Tapping	Cladding Best on Ignite
	PACS ALUMINUM MINI RAIL	Aluminum	C23J PaCS / C7J PaCS Cladding
	PACS ALUMINUM START RAIL	Aluminum	C7J Clear Pine Cladding
	QUARRIX PROTECT FURRING STRIPS	HDPE Plastic	Benchmark Ash Cladding
	PACS DECKING STRIPS	Plastic	PaCS Benchmark Ash Decking

Thermory USA - Buffalo
56 Harvester Ave, Ste. 1-201
Batavia, NY 14020
585.591.6590
support@thermoryusa.com

Last updated: August 2024
All previous versions are null and void.

→ **ThermoryUSA.com**

